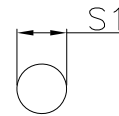
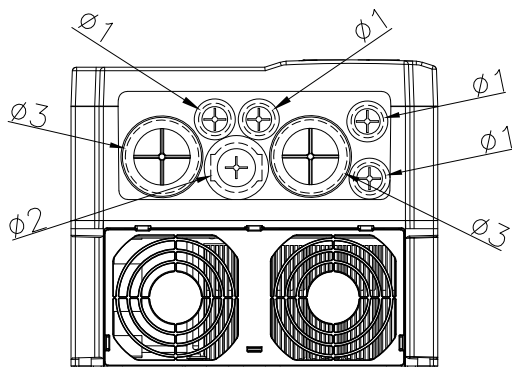
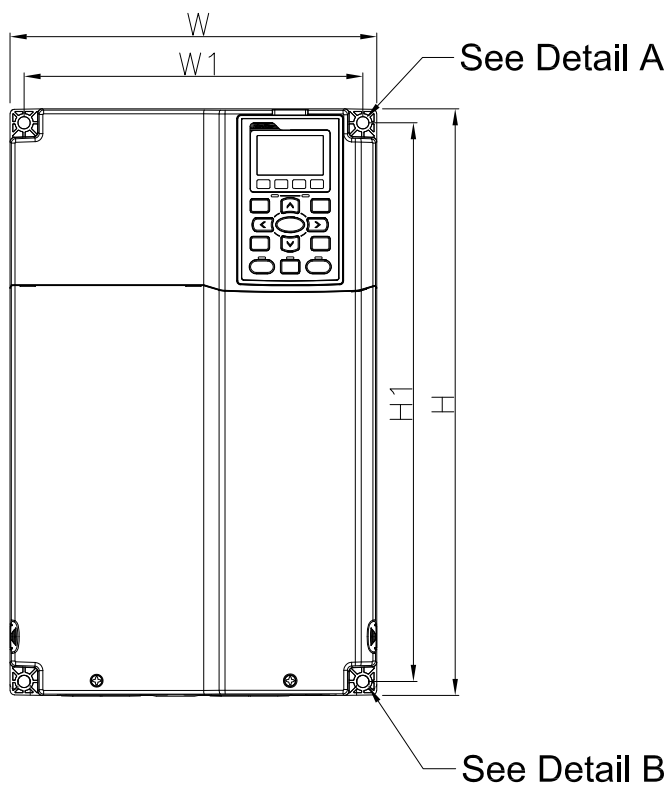


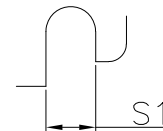
# DRAWING 1

Send Quote Requests to [info@automatedpt.com](mailto:info@automatedpt.com)

Call +1(800)985-6929 To Order or Order Online At [Deltaacdrives.com](http://Deltaacdrives.com)



Detail A (Mounting Hole)



Detail B (Mounting Hole)

## DIMENSIONAL

UNIT:mm[inch]

Frame	W	W1	H	H1	D	D1*	S1	$\phi 1$	$\phi 2$	$\phi 3$
C1	250.0 [9.84]	231.0 [9.09]	400.0 [15.75]	381.0 [15.00]	210.0 [8.27]	92.9 [3.66]	8.5 [0.33]	22.2 [0.87]	34.0 [1.34]	50.0 [1.97]

\*D1 : This dimension is for flange mounting application reference.



台達電子工業股份有限公司

**DELTA**

DELTA ELECTRONICS, INC.

THESE DRAWINGS AND SPECIFICATIONS ARE THE PROPERTY OF DELTA ELECTRONICS, INC. AND SHALL NOT BE REPRODUCED OR USED AS THE BASIS FOR THE MANUFACTURE OR SELL OF APPARATUSES OR DEVICES WITHOUT PERMISSION.

DOCUMENT NAME

VFD-CP2000-C-PD

Send Quote Requests to [info@automatedpt.com](mailto:info@automatedpt.com)

Call +1(800)985-6929 To Order or Order Online At [Deltaacdrives.com](http://Deltaacdrives.com)