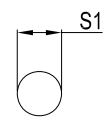
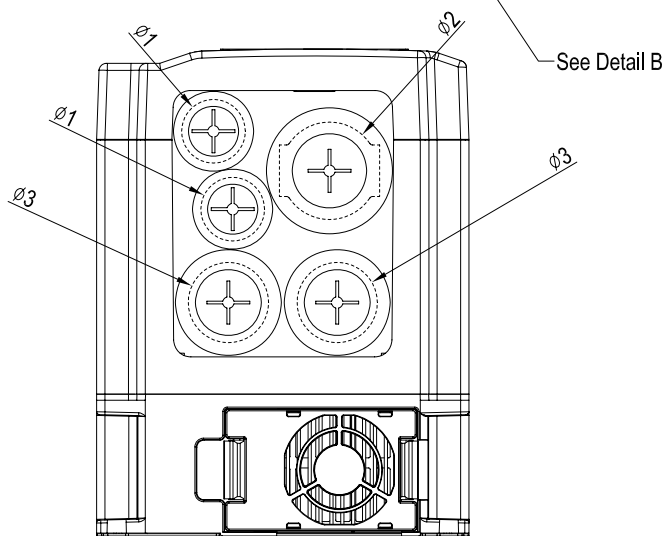
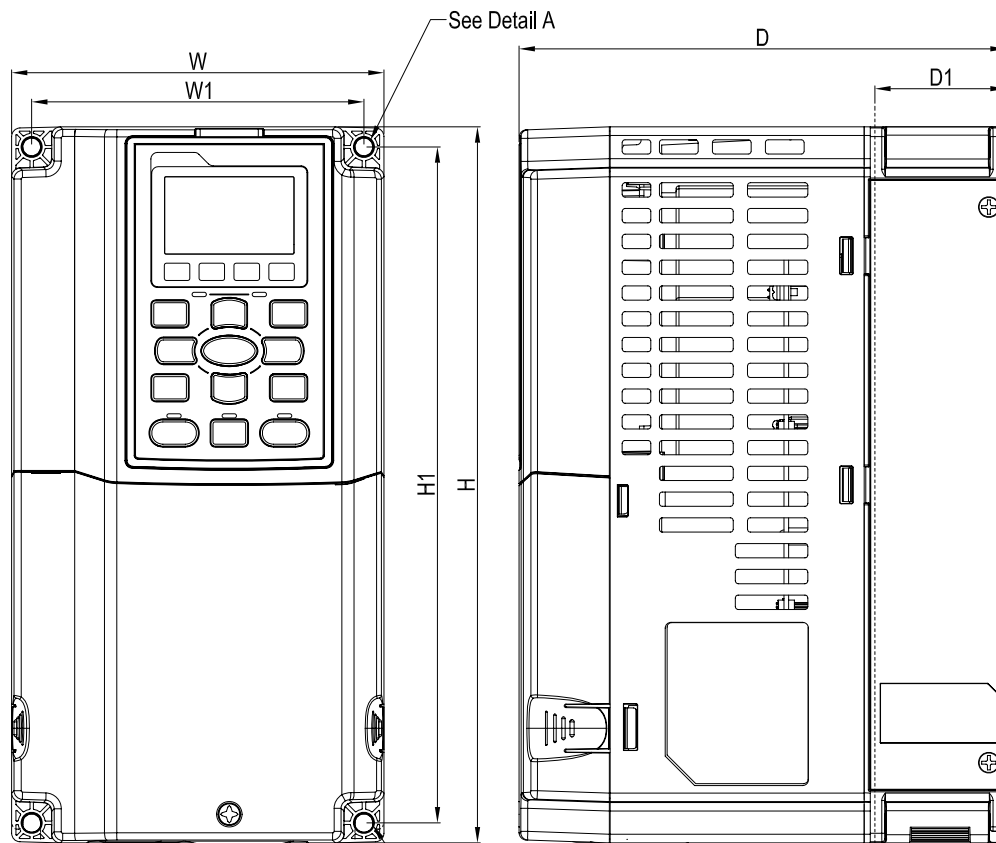
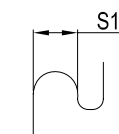


DRAWING_1



Detail A (Mounting Hole)



Detail B (Mounting Hole)

unit:mm[inch]

Frame	W	W1	H	H1	D	D1*	S1	$\phi 1$	$\phi 2$	$\phi 3$
A1	130.0[5.12]	116.0[4.57]	250.0[9.84]	236.0[9.29]	170.0[6.69]	45.8[1.80]	6.2[0.24]	22.2[0.87]	34.0[1.34]	28.0[1.10]

D1* : This dimension is for flange mounting application reference.



THESE DRAWINGS AND SPECIFICATIONS ARE THE PROPERTY OF DELTA ELECTRONICS, INC. AND SHALL NOT BE REPRODUCED OR USED AS THE BASIS FOR THE MANUFACTURE OR SELL OF APPARATUSES OR DEVICES WITHOUT PERMISSION.

DOCUMENT NAME

VFD-C-A-PD