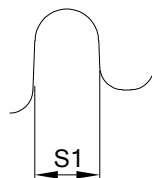

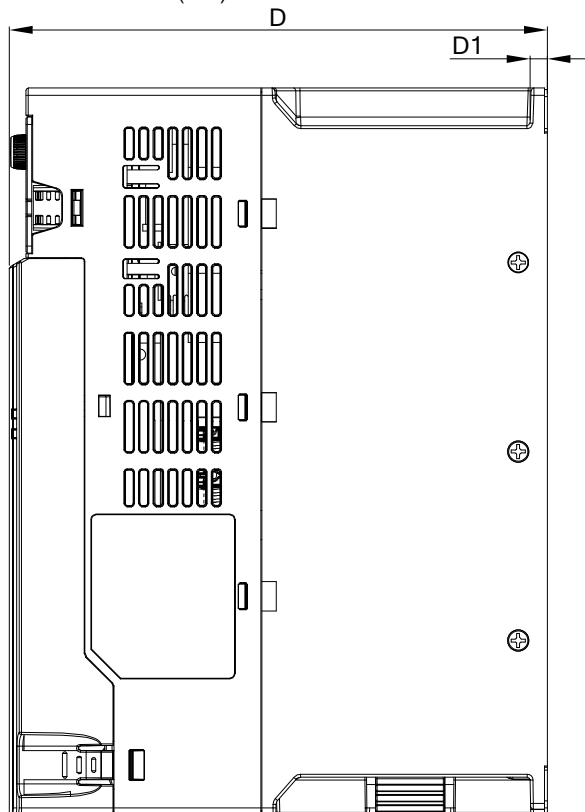
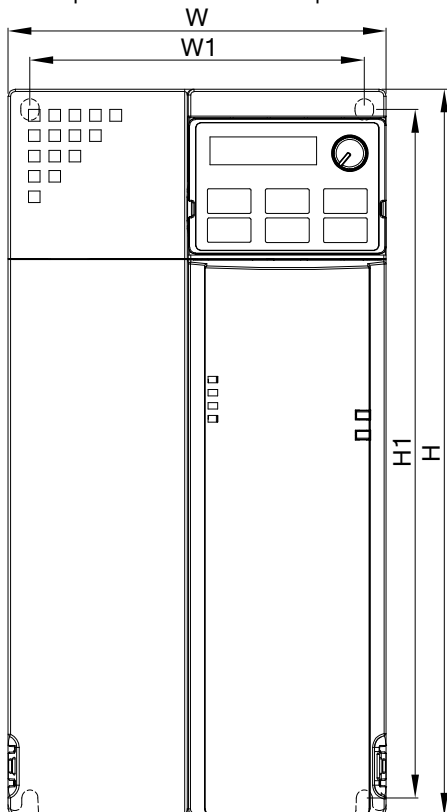


DRAWING_1

MS300 FRAME E
Send Quote Requests to info@automatedpt.com

Call +1(800)985-6929 To Order or Order Online At Deltaacdrives.com



Mounting Hole

DIMENSION :

UNIT : mm[inch]

FRAME	W	W1	H	H1	D	D1	S1
E1	130.0[5.12]	115.0[4.53]	250.0[9.84]	236.8[9.32]	185.0[7.83]	6.0[0.24]	5.5[0.22]
E2	130.0[5.12]	115.0[4.53]	250.0[9.84]	236.8[9.32]	219.0[8.62]	6.0[0.24]	5.5[0.22]



DELTA

台達電子工業股份有限公司

DELTA ELECTRONICS, INC.

THESE DRAWINGS AND SPECIFICATIONS ARE THE PROPERTY OF DELTA ELECTRONICS, INC. AND SHALL NOT BE REPRODUCED OR USED AS THE BASIS FOR THE MANUFACTURE OR SELL OF APPARATUSES OR DEVICES WITHOUT PERMISSION.

DOCUMENT NAME

VFD-MS300-E-PD

Send Quote Requests to info@automatedpt.com
Call +1(800)985-6929 To Order or Order Online At Deltaacdrives.com

DRAWING_2

Send Quote Requests to info@automatedpt.com

Call +1(800)985-6929 To Order or Order Online At Deltaacdrives.com

STANDARD

1.MODEL:

FRAME_E1:

VFD33AMS23ANSAA
VFD33AMS23ENSAA
VFD49AMS23ANSAA
VFD49AMS23ENSAA
VFD25AMS43ANSAA
VFD25AMS43ENSAA
VFD32AMS43ANSAA
VFD32AMS43ENSAA
VFD33AMS23ANSHA
VFD33AMS23ENSHA
VFD49AMS23ANSHA
VFD49AMS23ENSHA
VFD25AMS43ANSHA
VFD25AMS43ENSHA
VFD32AMS43ANSHA
VFD32AMS43ENSHA

FRAME_E2:

VFD25AMS43AFSHA
VFD32AMS43AFSHA

REV.	DESCRIPTION	DATE
07	Add. Models: ANSAJ	2019/06/12
06	Add. Drawing_2a For GS20 Series	2019/04/10
00	FIRST ISSUE	2014/12/04
DRAWN	DESIGN	HONGDA.LU

Pranli Tsai

Send Quote Requests to info@automatedpt.com
Call +1(800)985-6929 To Order or Order Online At Deltaacdrives.com